

# MILKING SMARTER

Keep cows flowing and platform moving

Rotary

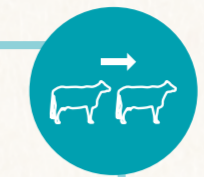

## ACTION

## WHY

1

### COW FLOW

- Move the backing gate little and often to take up space and keep the cows flowing
- Keep the platform moving – stop only for cow or human health risk




Calm cows are easier to handle, produce more milk and less effluent. Keeping the cows flowing speeds up milking.  
Stopping the platform slows cow flow and encourages poor cow behaviour.

2

### CUPS ON

#### Platform speed

- 50 bails or more – go as fast as the milker can comfortably cup
- 40 bales or less – aim to have 10% go-around cows
- Use a cupping method to suit you and your clusters – aim to cup each cow in 4 seconds
- Cup standing close to the bridge



A good cupping technique makes milking easier, faster, safer and reduces the strain on your body.  
The sooner you cup the cows, the sooner they finish milking. For each bale you cup away from the bridge, you will milk 8 cows/hr fewer.

3

### CUPS OFF/ACRs

- Learn to know when milking is close to finishing and don't wait for every last drop of milk



Leaving a small amount of milk in the udder is okay as it will be collected at the next milking.  
Most ACRs are set at 0.2 cut-off – raising to 0.4 will increase cows milked by 30-50 cows/hr with no effect on yield or mastitis.

4

### COW EXIT

- No free riders – if the cups are off she must leave the platform
- Train cows at the start of the season to leave the platform
- In-shed feeding – limit feed so the cows have time to finish before they reach the exit



Free riders are big time wasters. They take up space where another cow could be milking.  
Providing too much feed in-shed will increase free riders.

## NEXT STEPS

MaxT is where cups are removed from all cows based on a set time and the platform speed is set so that every cow leaves the platform as it reaches the exit. The time allowed is based on average production and will change through the season.

▶ FOR MORE INFO GO TO - [DAIRYNZ.CO.NZ/MAXT-ROTARY](http://DAIRYNZ.CO.NZ/MAXT-ROTARY)

## VIDEOS

**COW FLOW**

[dairynz.co.nz/cow-flow](http://dairynz.co.nz/cow-flow)

**CUPPING**

[dairynz.co.nz/cluster-attachment](http://dairynz.co.nz/cluster-attachment)

**CUPS OFF**

[dairynz.co.nz/cluster-removal](http://dairynz.co.nz/cluster-removal)

**ROTARY**

[dairynz.co.nz/efficient-rotary](http://dairynz.co.nz/efficient-rotary)

**MAXT**

[dairynz.co.nz/maxt-rotary](http://dairynz.co.nz/maxt-rotary)

